


GROWING A MAKERSPACE

- ▶ Tatian Greenleaf
- ▶ tgreenleaf@markdayschool.org
- ▶ Hands-on Activity
- ▶ Our Story
- ▶ Connections





▶ Work in teams

▶ FAIL:

First Attempt

In Learning





- ▶ I like...
- ▶ I wish...
- ▶ I wonder...

“MAKING” AND “TINKERING”?

- ▶ “... [A] space where kids have the opportunity to make - a place where some tools, materials, and enough expertise can get them started. These places, called makerspaces, share some aspects of the shop class, home economics class, the art studio and science labs.”

– Dale Dougherty in *Design, Make, Play*









Computer Lab

Open Lab
Year One



PROFESSIONAL DEVELOPMENT AND STAFFING




OUTFIT THE SPACE

- ▶ Tools and materials



OUTFIT THE SPACE

- ▶ Rules and signs






Open Lab

Year Two



PROGRAM





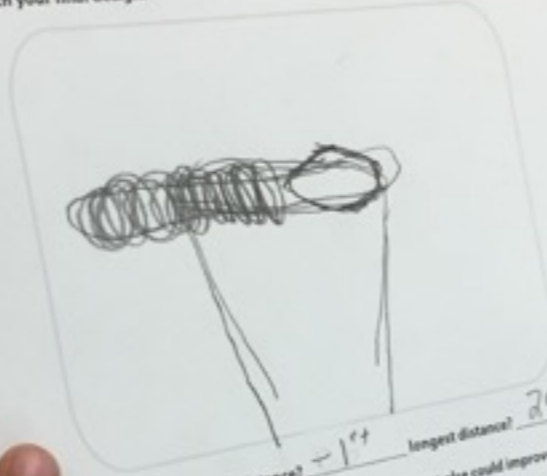




Marshmallow Catapult Reflection

Name: Nash

1. Sketch your final design:



2. What was your shortest distance? -1" longest distance? 29"

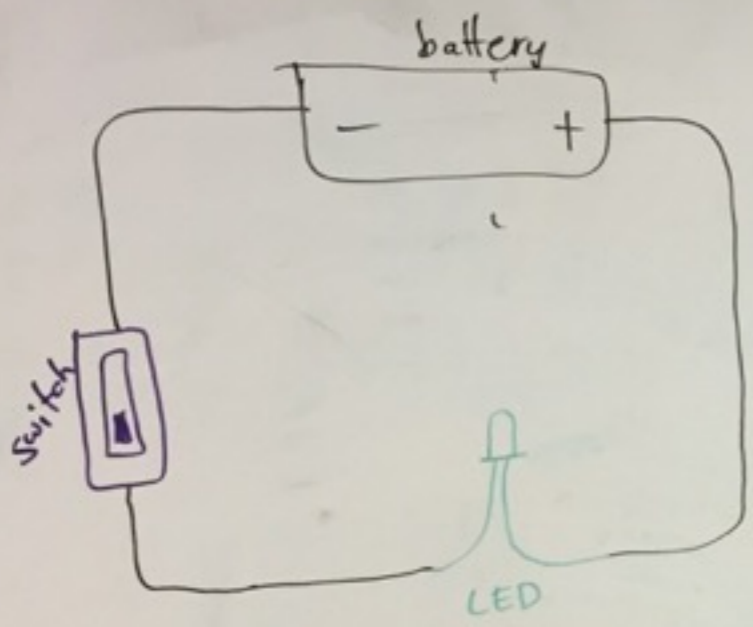
3. What did you change from your original design? What else could improve your

we changed it so that we launch
it with our hands and we did
use any rubber bands

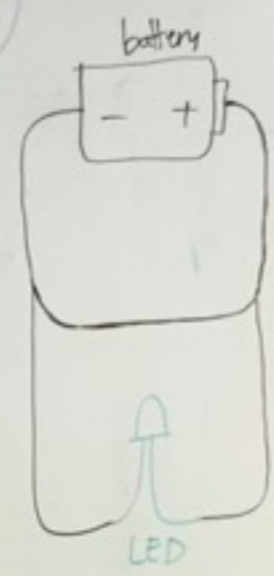
4. What did you find challenging about working in pairs? What did you like about it?
it was a challenge to agree what to make

I WONDER...

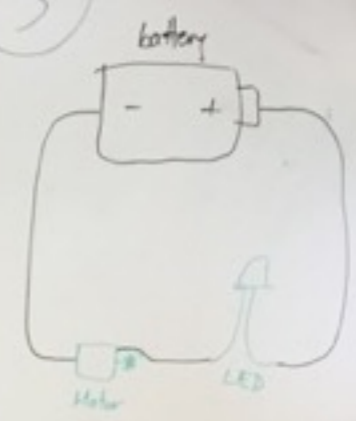
1




2




3



4






Wind Tunnel













-narger:
Jackson

L
L
L
L
L
L
L











- In the them u
- Vote use in
- get/m
- (could
- Have on
- Have fun
- Have flow
- Smoke
- set up CP
- lasers







COMMUNITY

- ▶ Social & Emotional Learning
- ▶ Partnerships: local and global
- ▶ Bay Area Maker Educators
 - on Google+
- ▶ K-12 fablabs
- ▶ INSPIRE Summer Institute - PBL and Making

August 15-19





- ▶ tgreenleaf@markdayschool.org
- ▶ tinkertime.markdayschool.org
- ▶ www.instructables.com/member/tatiang