



# Personalize the I Do, We Do, You Do

**Personalizing learning**



# Personalizing I Do, We Do, You Do



1. Identify common instructional activities and practices that happen in a normal week

I Do



We Do



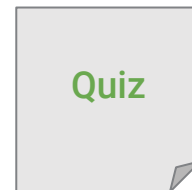
You Do



2. Add one activity or practice per post-it note **AND**




3. Color code them as I Do, We Do, You Do.





Design a lesson that introduces a new idea or skill.


- Sequence activities from left to right
- Feel free to add additional activities, just continue to color code them as I Do, We Do, You Do





Redesign that lesson so that it does NOT start with I Do.

- How can students explore an idea or skill before a formal mini-lesson?



## Scenario 3



Add student reflection to different activities in that review lesson.

- For those activities, add a Reflection post-it activity on top of the existing post-it.

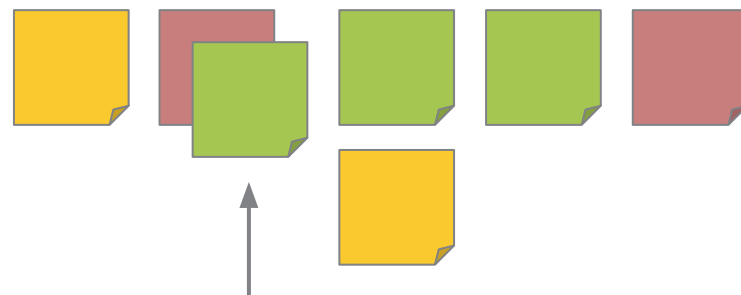


## Scenario 4

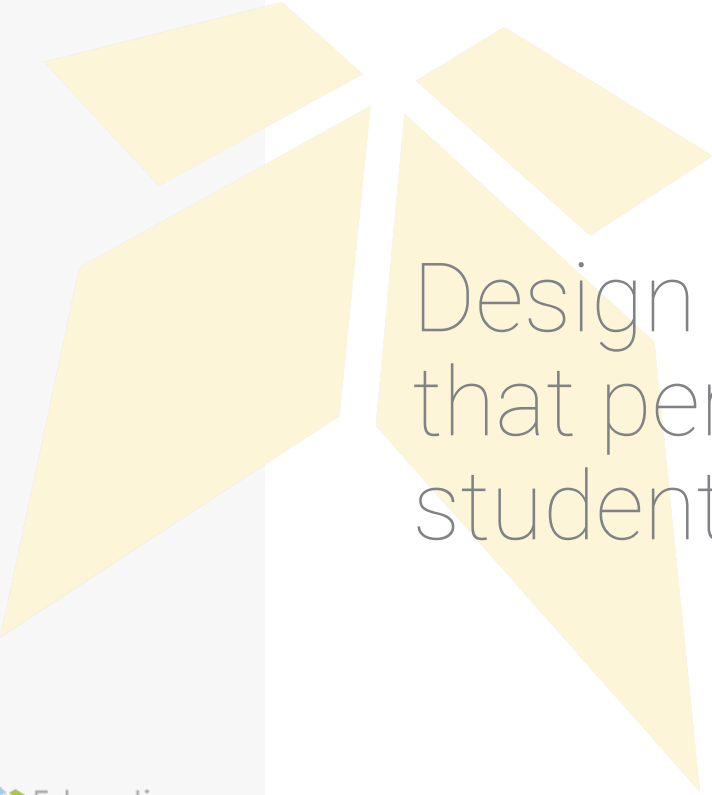


Include an opportunity to review work with a small group of students.

- Side-by-side post-it notes show activities occurring simultaneously
- Decide how the teacher will know which students to pull



Formative  
Assessment



Design a lesson for your class  
that personalizes learning for all  
students



Share out