



# Engaging Families Virtually

October 19, 2020


---



**Lauren Acree**

Design Principal  
[lauren@edelements.com](mailto:lauren@edelements.com)

 **@LKMilam**



**Megan Campion**

Associate Partner  
[megan.campion@edelements.com](mailto:megan.campion@edelements.com)

 **@CampionMegan**



# Zoom Chat



We'll use the chat  
throughout the webinar

If the screen is full-screen,  
hit "ESC" or double-click to  
shrink the window








Name

Role

What's one thing you hope to learn or take away today?

*Put your response in the chat box.*

Chat



Join Audio

Stop Video

Invite

Manage Participants

Share

Chat


Record

End Meeting

Type message here...



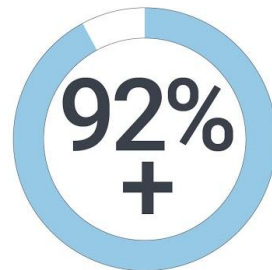
# Hi! We are Education Elements



WE ARE AN EDUCATION CONSULTANCY, THAT HELPS TRANSFORM SCHOOLS AND DISTRICTS

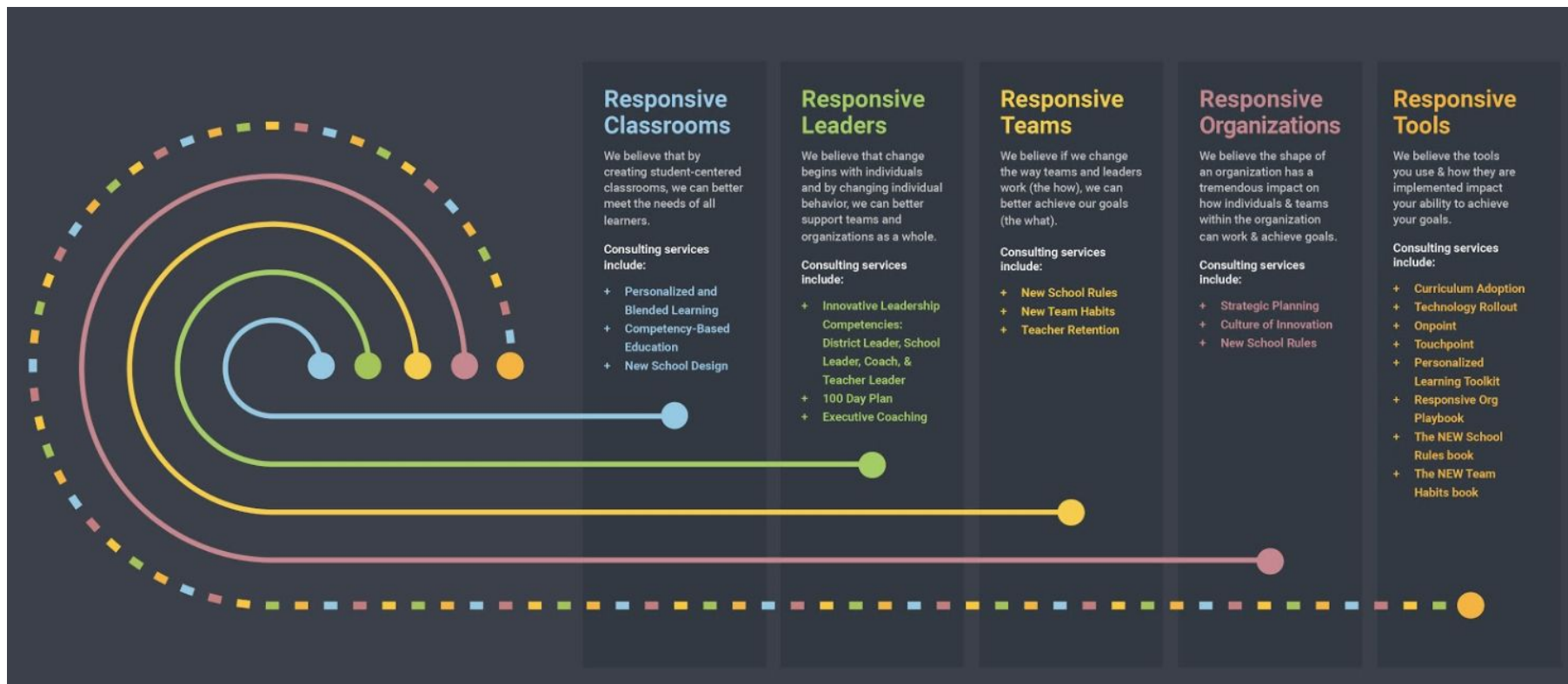


**1000+**  
Schools  
and Districts




of attendees find our  
workshops excellent  
or very good

# Ways We Work With Districts



# Family Connections are More Important Than Ever



# Learning at home...

“Teachers, families and other stakeholders are realizing that in the age of COVID, education cannot happen unless parents are true collaborators in their kids’ education.”

Opinion Pandemic

Kapur & Srinivasan: Pandemic Is Strengthening the Home-School Connection. How Education Nonprofits Are Boosting Family Engagement to Help Kids Succeed






# Engaging Families Virtually

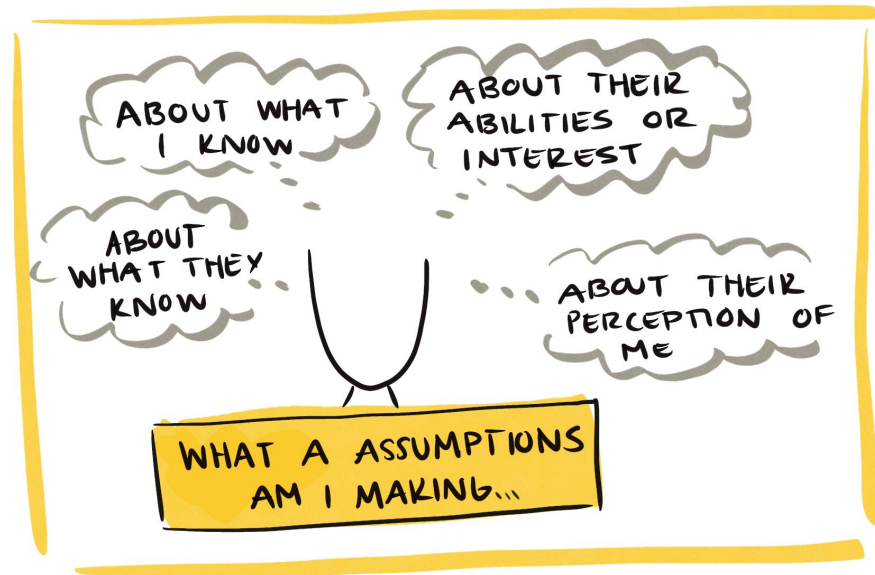
# Some Things to Consider

- Monitor Your Assumptions
- Create Multiple Ways to Engage
- Communicate Carefully
- Build a Collaborative Relationship



# Monitor Your Assumptions

“Educators must remember there are many ways for families to engage. We must recognize that all families care about their children’s education and that engagement can vary based on many factors, including caregivers’ cultures and beliefs, their own educational experiences, their types of employment, responsibilities to others and more.”



# Assuming Adults are Home with Students

- Be Supportive
- Be Flexible
- Plan Ahead

---

## Rethinking Family Engagement During School Closures

Taking time to check assumptions about family engagement can make a huge difference in the lives of your students and their caregivers.

BY DR. RACHAEL MAHMOOD  
APRIL 27, 2020



“When designing engaging lessons, even the most well-intentioned teachers can make incorrect assumptions about family involvement. Not all caregivers are home with their children during this distance learning time. Many students are home alone, are being cared for by older children or are taking care of younger children. Caregivers who are at home may be adjusting to working remotely. Only a small percentage of students have a caregiver free of other responsibilities who can dedicate time to guiding them through their learning packets or navigating websites.”

# Assuming Families Understand Your Expectations

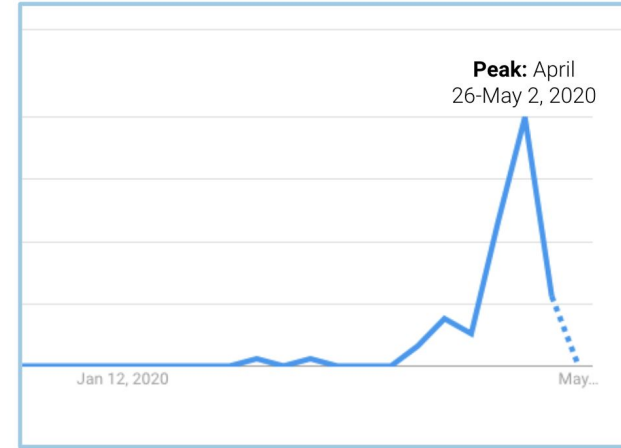


- Clarify and simplify directions and communications
  - Collaborate with colleagues to ensure consistency, and consider sending out one message from all.
  - Clarify what students should do on their own, how long it should take
- Assign work that students can do independently
- Make work compelling
- Offer 1:1 office hours for students, or require it so they bring you questions

# Assuming Families Expect Teachers to Assign a Full Day's Work




Searches for “zoom fatigue”



- Lead with Social Emotional Support and Relationship Building
- Combine synchronous and asynchronous learning
- Be flexible


# Assuming Families Know How to Navigate the System

- Be a resource for your students AND their families
  - Technological learning tools
  - Logistics of learning at your school
- Facilitate connection between families so they can be their own learning network
- Communicate with your colleagues to keep the whole team abreast of issues your students and their families are facing



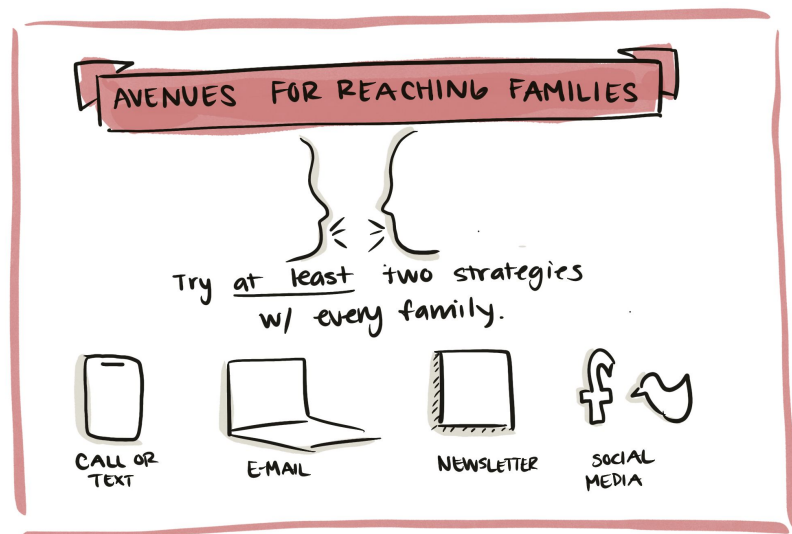
What are some assumptions you  
have reconsidered during this  
experience?

*Put your response in the chat box*





# Create Multiple Ways to Engage




# Call or Text

- **Small Group Topic Talks:** send an optional invitation to small text groups to discuss topics about your class, the development of their students, or unrelated subjects. (Use apps like Group Me so you are not sharing everybody's numbers)
- **Office Hours:** Offer open office hours for people to drop in and ask questions, check in.
- **1:1 Short Chats:** Reach out to connect with guardians to share information about their student, or to learn more about the student



# Email



- **Cadence of communication:** send communication at a predictable and reliable cadence
- **Communication needs in the email:** In the subject line, consider including something like this: [ACTION REQUESTED-5 minutes]
- **Consistent format and updates:** keep a similar format and update information frequently so expectations and roles are clear

# Newsletter

- **Make it dynamic:** Share information about your class, as well as other resources families can find helpful
- **Make it brief:** Consider offering a headline each week for a number of consistent topics, with options to click links for further information
- **Make it consistent:** send the newsletter on the same day every week



# Social Media




Sport is at McLean High School.

October 2 · McLean, VA ·

Today's High School Football! Live Stream  
McLean vs Wildorado

Click Here: <http://top.livedirect.tv/hs.php>



...

Use Social Media to share information and updates, to celebrate your students, or to share some of your personality with your followers (use good judgement).



**Heather Nunziato** @Heather73865579 · Oct 9

This week we read Henry and Mudge and the Starry Night! We got to learn about constellations and made some of our own yummy ones today! So much fun in 2nd grade! @ChmStSchool





### McLean Physics Tutoring

Join us any time on Mondays From 1 to 2 pm!

How to join:

- 1) Go to the Library classroom on BlackBoard
- 2) Go to the tab "Collaborate Ultra"
- 3) Join "Physics Tutoring"

Text @physics000 to 81010 to receive reminders about meetings!

If you're interested in being a tutor email [mcleanphysicstutoring@gmail.com](mailto:mcleanphysicstutoring@gmail.com)

Our Google Classroom code: qrgxder

mclean\_high · Follow

mclean\_high Join the McLean Physics tutoring from 1-2:00 every Monday.

11h

101 likes

11 HOURS AGO

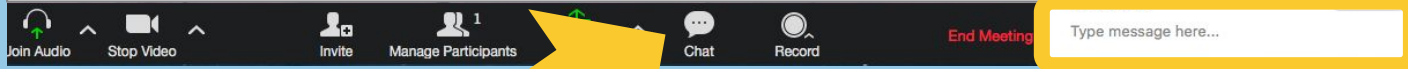
Add a comment...

Post

Copyright © 2020 Pearson Education, Inc. All rights reserved.


What are some ways you have  
discovered to engage with  
families?

*Put your response in the chat box.*




The image shows a Zoom meeting interface. At the bottom, there is a toolbar with icons for Join Audio, Stop Video, Invite, Manage Participants, Chat, and Record. A large yellow arrow points from the bottom center towards the Chat icon. To the right of the toolbar is a chat window with a yellow border and a text input field labeled "Type message here...". The word "Chat" is visible at the top of the chat window.

# Communicate Carefully




# Avoid Idioms or Colloquial Language

- Be open and honest
- Speak simply
- Translate your messages into the languages spoken at home (if applicable)



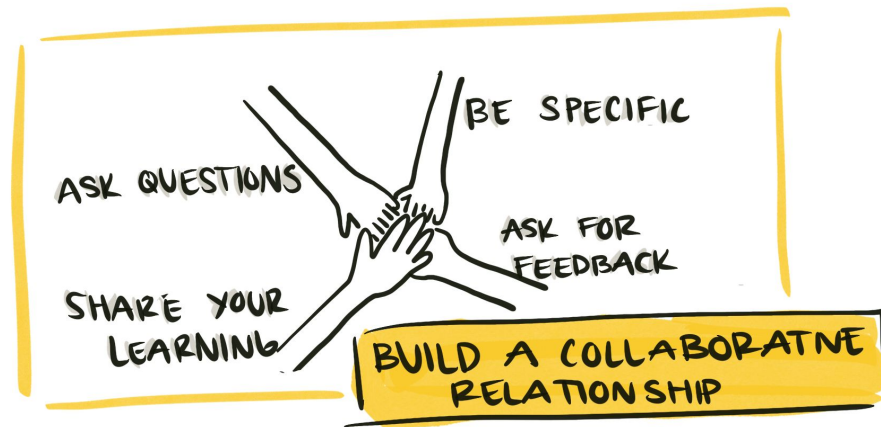


# Avoid Jargon



- Spell out any acronyms
- Develop a bank of terms for families and distribute them at the beginning of the year
- When using a new term, use the complete term to introduce the acronym
  - When possible, add a visual cue to help with recall of the term
- Simplify when possible. Describe the term or action rather than using the term itself

# Build a Collaborative Relationship



# Ask Questions

- **Getting to know you**
  - When do you notice your child has the most energy?
  - What does your child do when they are frustrated?
  - What motivates your child?
  - When is your child most open to help?
- **Monitoring progress**
  - Last time we talked about X, how is that going?
  - You mentioned your child is frustrated with Y, can you tell me more about that?



# Be Specific

Be clear with your observations and be sure not to add meaning to them



## Instead of this...

"Tomas loves to talk and is always distracting his friends."

## Say this...

"I have noticed that after lunch is a tough time for Tomas to concentrate. This looks like him talking to friends. Have you noticed this before, or has this been an observation from past teachers."


# Share Your Learning

- Learn in public
  - Share what you are learning or have learned
- Constantly reflect, and share your reflections

 **Dr. Catlin Tucker** @Catlin\_Tucker · Oct 17

Looking for a creative way to provide students w/agency & create the time and space to connect with learners, conduct conferencing sessions, provide feedback? Design a Choose Your Own Adventure Learning Experience [catlintucker.com/2020/10/choose...](https://catlintucker.com/2020/10/choose...) #satchat #CAedchat #Adminchat #TOSAchat



How do you want to process what you discovered?

 Think About... <ul style="list-style-type: none"><li>• What did you learn or discover?</li><li>• What information was surprising or new?</li><li>• How did this information connect to what you already knew about this topic?</li><li>• What is still unclear or confusing?</li><li>• What are you curious about? What new questions do you have?</li></ul>		<b>Write</b> Instructions: 
		<b>Draw</b> Instructions: 
		<b>Discuss</b> Instructions: 

0:19 | 6K views

# Ask For Feedback

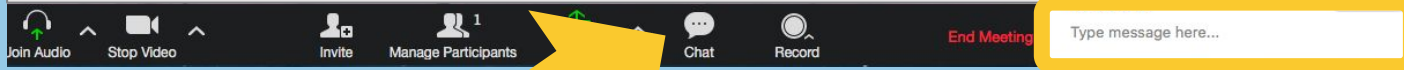
You might consider a weekly or bi-weekly survey with the same questions each time.

What We Heard....	
<div>What you Loved....</div> <ul style="list-style-type: none"><li>• Collaborative sharing time</li><li>• the activities and protocols we could turn-key with staff (Feedback, Johari Matrix, 1 Thing activity)</li><li>• the time to think and reflect on your own practice in a safe environment</li><li>• stretch break</li></ul>	<div>You want more of....</div> <ul style="list-style-type: none"><li>• discussion time in the breakout groups</li><li>• the research behind the ideas</li></ul>

- What worked for you/your child this week?
- What challenged you/your child this week?
- What resources were more helpful, and why?
- What do you need for next week?

What are some of the practices  
you have for collaboration with  
families?


*Put your response in the chat box.*



The image shows the bottom toolbar of a Zoom meeting window. From left to right, the icons are: Join Audio, Stop Video, Invite, Manage Participants (with a '1' next to the person icon), Chat, and Record. A large yellow arrow points from the bottom center towards the Chat icon. To the right of the toolbar is a chat box with a yellow border and the placeholder text "Type message here...". The word "End Meeting" is visible in red text on the right side of the toolbar.

# things to focus on

- Monitor Your Assumptions
- Create Multiple Ways to Engage
- Communicate Carefully
- Build a Collaborative Relationship





# Resources: Teachers and Parents/Guardians

## Best Practices For Digital Learning for Students

### BEFORE CLASS



**QUIET SPACE**  
Find a place where there is not much noise.



**HEADPHONES**  
If headphones are available, plug them in so your teacher and classmates can hear you.



**MATERIALS**  
Have your supplies, like paper and a pencil, ready to go.



**CAMERA**  
Turn on your camera so you feel connected to your classmates. Keep your camera on during class.



**TAKE CARE OF BUSINESS**  
Get a snack, a drink, and use the bathroom. Join the class a few minutes before it starts.

### DURING CLASS



**TALKING**  
Put your microphone on mute when you are not talking.



**CHAT**  
Your teacher might want you to use the chat box to type questions instead of saying them out loud.



**KIND WORDS**  
Be kind online - your words and actions matter.

### AFTER CLASS



**ASK FOR HELP**  
If you are stuck or confused, ask a classmate or teacher for help using phone, email, or post in your virtual classroom.



**SHARE**  
Share what you are learning or working on with a family member.



**UNPLUG**  
Spend time each day not looking at a screen! Read a book, play outside, call a friend, play a game, draw, or get creative!



[COMMUNICATION](#) | [TEACHERS](#) | [VIRTUAL LEARNING](#)

## A Teacher's Guide to Collaborative Family-Teacher Relationships



By: [Andrea Goetchius](#)

October 14, 2020

I moved a lot with my multi-cultural family as a kid. If you know me, you know this because I talk about it often. And this experience significantly impacted the way I view the world: I know what it

# Resources: Parents/Guardians and Students



[CLASSROOMS](#) | [SCHOOL LEADERSHIP](#) | [VIRTUAL LEARNING](#)

## Families and Distance Learning: A Guardian's Guide To Kicking Off Distance Learning

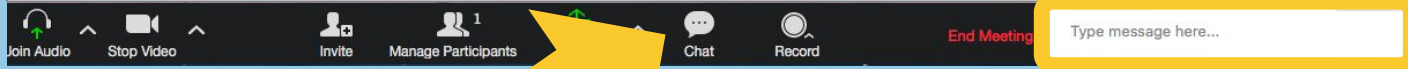
By: [Andrea Goetchius](#) and [Lauren Acree](#)

**Help parents and caregivers keep kids focused, interested, and balanced while learning from home.**



What is one thing you will **try** as  
a result of this webinar?

*Put your response in the chat box.*



The image shows a Zoom meeting interface. At the bottom, there is a black toolbar with several icons: a green headset icon for 'Join Audio', a video camera icon for 'Stop Video', a person icon for 'Invite', a group of people icon for 'Manage Participants', a speech bubble icon for 'Chat', and a magnifying glass icon for 'Record'. A large yellow arrow points from the bottom center towards the 'Chat' icon. To the right of the toolbar is a white chat box with a yellow border. Inside the chat box, there is a text input field with the placeholder text 'Type message here...'. Above the chat box, the word 'Chat' is visible. The background of the meeting is a light gray rectangle containing the text 'What is one thing you will try as a result of this webinar?' and 'Put your response in the chat box.'

Join Audio Stop Video Invite Manage Participants Chat Record End Meeting Type message here...

# EDUCATING **THROUGH** COVID-19



Addressing The Widespread Impact of Coronavirus on Schools



Free webinars



1:1 Office Hours



Facilitated Coffee Chats



Articles & Downloads



Leadership



Virtual Learning



Equity and Access



Teacher Recruitment,  
Retention & Self-Care



Operations, Meetings,  
and Logistics

FREE 1:1 OFFICE HOURS available! Sign up here:  
[www.edelements.com/covid-19-office-hours](http://www.edelements.com/covid-19-office-hours)

a **facebook** group for you

# LIFT**Ed**

LEADERSHIP INSIGHTS FOR  
TRANSFORMING EDUCATION

